

MOBILE REFRIGERATED CABINETS

Universal - for Pre-Plated Meals, Various Size Trays, Pans, and Gastro-Norm



TEMP SET RANGE: 33° - 38°F (0.5° - 3.3°C) 

REFRIGERATED "URS-GN" SERIES

Refrigerators designed for transport, satellite operations, and on-site catered events, as well as backup for buffets and cafeterias – Euro style adjustable shelves for greater flexibility


- 1** Ultra-Universal Series accommodates a wide variety of plates, pre-plated meals, 12" x 20" pans and GN containers. Shelves are adjustable to change with your operation, flexible menu or catering event. The possibilities are endless!
- 2** Made for transport applications - FWE cabinets are fully constructed of stainless steel, with a tubular welded base frame, and designed to absorb vibration and shock during transport
- 3** Exclusive Food Sentry recessed, electronic controls, with digital display, are easy to set and read, providing operators ultimate performance and accurate cabinet temperatures
- 4** Heavy duty bottom mounted compressor assembly and integrated casters provide a low center of gravity - allows for easy and safe transporting
- 5** High-efficiency, condensing unit and coil - assures rapid "pull down" and recovery



- 6** Heavy duty "no sag" shelves are removable to facilitate thorough cleaning
- 7** All models are fully insulated throughout the cabinet and door - provides enhanced energy efficient refrigeration. URS-7-GN, URS-10-GN, and URS-20-GN models are Energy Star Approved 
- 8** Continuously intuitive self-defrosting cold system with on demand override - makes operation convenient and user-friendly
- 9**  Available for immediate shipment - FWE's popular URS-10-GN is available to ship in 48 hours (Quick Ship terms and conditions apply)

***Two year limited warranty**

9  Quick Ship Item



Built for Transport



Control Panel



Bottom Mounted Compressor



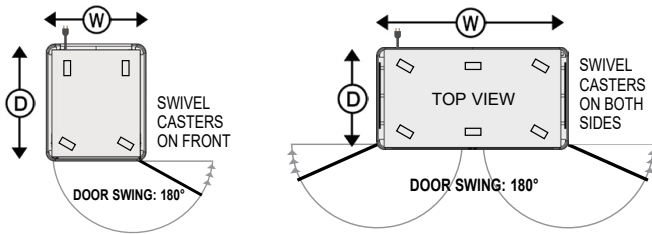

GN Fixed Rack

FOR MODEL-SPECIFIC CERTIFICATIONS SEE FWE.COM/CERTIFICATIONS

Cold-Temp

SPECIFICATIONS

MOBILE REFRIGERATED CABINETS



ELECTRICAL DATA			
MODEL NUMBER	URS-7-GN URS-10-GN		
	VOLTS	120	208
WATTS	564	479	552
AMPS	4.7	2.3	2.3
HERTZ	60	60	60
PHASE	Single	Single	Single
PLUG USA	5-15P	6-15P	6-15P
PLUG CANADA	5-15P	6-15P	6-15P

ELECTRICAL DATA			
MODEL NUMBER	URS-14-GN URS-20-GN		
	VOLTS	120	208
WATTS	768	936	1080
AMPS	6.4	4.5	4.5
HERTZ	60	60	60
PHASE	Single	Single	Single
PLUG USA	5-15P	6-15P	6-15P
PLUG CANADA	5-15P	6-15P	6-15P

STANDARD FIXED RACK @ 3" Fixed Spacings										OVERALL EXTERIOR DIMENSIONS IN. (mm)			CLASS 150		
MODEL NUMBER	COVERED / STACKED PLATE CAPACITIES				PAN CAPACITIES				HIGH "H"	DEEP "D"	[A] WIDE "W"	NUMBER OF DOORS	CASTER SIZE	SHIP WT. LBS. (KG)	
	10" DIAMETER PLATES				@ 2.5" / 65mm PAN DEPTH										
	TOTAL CAPACITY		PLATES HIGH PER SHELF		21" x 27" SHELVES PROVIDED	NUMBER OF SETS OF RAILS	GN 2/1 PANS	GN 1/1 PANS							12" X 20" PANS
COVERED PLATE HEIGHT	COVERED PLATE HEIGHT	COVERED PLATE HEIGHT	COVERED PLATE HEIGHT												
	3.125" / 80mm	2.625" / 67mm	3.125" / 80mm	2.625" / 67mm											
	32	40	4	5	2	11	11	22	22	62.25" (1582)	37.5" (953)	32.5" (826)	1	6"	405 (184)
	48	60	4	5	3	15	15	30	30	74.5" (1893)	37.5" (953)	32.5" (826)	1	6"	490 (222)
	64	80	4	5	4	22	22	44	44	66.25" (1683)	33.5" (851)	63" (1601)	2	6"	580 (264)
	96	120	4	5	6	30	30	60	60	78.25" (1988)	33.5" (851)	63" (1601)	2	6"	715 (325)

[A] When side push/pull or tubular stainless handles are added as an option, the full size bumper will replace the narrow bumper for an overall width of 34.5"(877mm). If either side handle option is selected the standard rear handle is removed.

URS-10-GN available with:
Dutch Doors [add"D"]
Space-Saver Door [add"S"]
Pass-Thru Door [add"P"]
 Note: Dutch Doors are 2 half size doors.

CONSTRUCTION. Heliarc welded, single unit construction of stainless steel; 20 gauge polished exterior, 22 gauge stainless steel interior with easy-to-clean covered corners. Welded tubular base frame shall be 1" square, heavy gauge stainless steel tubing, with 10 gauge stainless steel reinforcing stress plates at corners.
INSULATION. High efficiency insulation throughout cabinet and door.
HANDLES. On single door models, full size, form-fitting recessed antimicrobial hand grips shall be mounted on each side of cabinet. Rear mounted tubular push pull handle. On two door models there shall be heavy-duty push bar handles, solid formed 1" x .375" thick; mounted at each end of unit. Mountings reinforced with stainless steel channel.
BUMPER. Solid continuous wraparound aluminum channel, bolted to frame, with snap-in, non-marking replaceable vinyl cushion. Full perimeter bumper extends beyond doors,

handles, etc., for added protection. Shall be continuous with corner cut-outs to facilitate cleaning.
DOORS AND LATCHES. Flush mounted, stainless steel insulated doors shall be gasket sealed. Each door shall have two (2) heavy-duty edgемount die cast hinges. Door latch shall be edgемounted, full grip and positive closing. The hinge and latch mountings are reinforced with stainless steel backing plates.
CASTERS. On single door models there shall be maintenance free polyurethane casters in a configuration of two (2) rigid and two (2) swivel with brake. On two door models there shall be a configuration of two (2) rigid and four (4) swivel with brake. Casters shall have a reinforced yoke mounted to 10 gauge caster plate. The caster mounting plate shall be secured to a 10 gauge stainless steel reinforcing stress plate via welded in place stainless steel studs. The reinforcing stress plates shall be welded to the heavy gauge tubular frame of the unit.

SHELVES. Stainless steel shelves shall be removable and adjustable. Shelves shall be supported by high strength, removable pair of one piece stainless steel racks with fixed spacings (see chart above for spacings). One piece rack is easy to remove without the use of tools for cleaning.
COLD-TEMP SYSTEM/CONTROLS. Single door units shall have a 1/4 HP Hi-torque condensing unit. Double door units shall have a 1/2 HP Hi-torque condensing unit. The air-cooled closed system has a three pound receiver charged with environmentally safe ANSI/ASHRAE Standard 34-1992 Safety Group Classification (A1) 450A refrigerant. A thermal expansion valve (for pressure control) also a filter dryer. Controls shall include an easy to read digital display for cabinet temperature (with recall capability of temperature set point and actual cabinet temperature). Easy to read master ON/OFF button with power indicator light, cooling cycle indicator light, on-demand

defrost with a defrost cycle indicator light. Adjustable temperature range from 33°F to 38°F (5°C to 3.3°C) factory preset temperature is 38°F (3.3°C).
ELECTRICAL CHARACTERISTICS. 3 wire grounded 8-10 foot extension power cord and plug, rear mounted for safety. See electrical data chart above for amperage and receptacle configuration.
INSTALLATION. Unit should not be installed in an area where adverse environmental conditions are present.

- DOORS**
 Key locking door latch
 Paddle latch
 Left hand door hinging (single door models only)
 Magnetic edgемount latch
 Padelocking transport latch
SPACINGS
 Extra shelves
CASTERS
 All swivel or larger casters
 Floorlock (requires 6" casters)
EXTRAS
 Security packages
 Cord winding bracket
 Dry erase board
 Menu card holder
 Tubular S/S handles
 Push/pull handles
 5 year compressor warranty